





NEXT GENERATION

ENGINE RANGE

For industrial and power generation applications



SCANIA



RELIABLE AND EFFICIENT POWER

Wherever there are substantial demands on reliability, efficiency, and environmental consideration, a Scania engine is just what you need.

Scania has manufactured engines for more than a century. Today we produce around 100,000 engines a year for trucks and buses, as well as for marine, industrial and power generation applications. Our experience and competence form the base of our state-of-the-art engine range, combining excellent performance and low total cost of ownership.

With outstanding parts availability and close to 2,000 dealers worldwide, assistance is always close at hand. We maximise your uptime so that you can focus on what matters – your operation.

INDUSTRIAL ENGINE RANGE



Engine data 11-series

EU Stage V and Korean Tier 5 compliant engines

Engine type	ICFN 2,100 rpm		IFN 1,900 rpm	
	kW	hp	kW	hp
DC11 501A	202	275	-	-
DC11 501A	232	315	-	-
DC11 501A	257	350	-	-
DC11 501A	283	385	-	-
DC11 501A	294	400	-	-
DC11 504A	331	450	-	-
DC11 504A	-	-	368	500

China Stage IV compliant engines

Engine type	ICFN 2,100 rpm		IFN 1,900 rpm	
	kW	hp	kW	hp
DC11 502A	202	275	-	-
DC11 502A	232	315	-	-
DC11 502A	257	350	-	-
DC11 502A	283	385	-	-
DC11 502A	294	400	-	-
DC11 503A	331	450	-	-
DC11 503A	-	-	368	500

US Tier 4f and EU Stage V compliant engines

Engine type	ICFN 2,100 rpm		IFN 1,900 rpm	
	kW	hp	kW	hp
DC11 541A	202	275	-	-
DC11 541A	232	315	-	-
DC11 541A	257	350	-	-
DC11 541A	283	385	-	-
DC11 541A	294	400	-	-
DC11 542A	331	450	-	-
DC11 542A	-	-	368	500

EU Stage II equivalent engines

Engine type	ICFN 2,100 rpm		IFN 1,900 rpm	
	kW	hp	kW	hp
DC11 505A	202	275	-	-
DC11 505A	232	315	-	-
DC11 505A	257	350	-	-
DC11 505A	283	385	-	-
DC11 505A	294	400	-	-
DC11 505A	331	450	-	-
DC11 505A	-	-	368	500

Dimensions and weights of industrial 11-litre engines

Engine type	L mm (in)	W mm (in)	H mm (in)	Weight* kg (lb)
DC11A (all)	1,235 (48.6)	932 (36.7)	1,171 (46.1)	approx. 970 (2,138)

Engine data 13-series

EU Stage V and Korean Tier 5 compliant engines

Engine type	ICFN 1,800 rpm		ICFN 2,100 rpm		IFN 1,900 rpm	
	kW	hp	kW	hp	kW	hp
DC13 501A	-	-	202	275	-	-
DC13 501A	257	350	-	-	-	-
DC13 501A	283	385	283	385	-	-
DC13 501A	294	400	294	400	-	-
DC13 501A	331	450	331	450	-	-
DC13 501A	-	-	368	500	-	-
DC13 501A	-	-	405	550	-	-
DC13 501A	-	-	-	-	450	612

China Stage IV compliant engines

Engine type	ICFN 1,800 rpm		ICFN 2,100 rpm		IFN 1,900 rpm	
	kW	hp	kW	hp	kW	hp
DC13 502A	257	350	257	350	-	-
DC13 502A	283	385	-	-	-	-
DC13 502A	294	400	294	400	-	-
DC13 502A	331	450	331	450	-	-
DC13 502A	-	-	368	500	-	-
DC13 502A	-	-	405	550	-	-
DC13 502A	-	-	-	-	450	612

US Tier 4f and EU Stage V compliant engines


Engine type	ICFN 1,800 rpm		ICFN 2,100 rpm		IFN 1,900 rpm	
	kW	hp	kW	hp	kW	hp
DC13 541A	-	-	202	275	-	-
DC13 541A	257	350	-	-	-	-
DC13 541A	283	385	283	385	-	-
DC13 541A	294	400	294	400	-	-
DC13 541A	331	450	331	450	-	-
DC13 541A	-	-	368	500	-	-
DC13 541A	-	-	405	550	-	-
DC13 541A	-	-	-	-	450	612

EU Stage II equivalent engines

Engine type	ICFN 1,800 rpm		ICFN 2,100 rpm		IFN 1,900 rpm	
	kW	hp	kW	hp	kW	hp
DC13 503A	257	350	-	-	-	-
DC13 503A	283	385	283	385	-	-
DC13 503A	294	400	294	400	-	-
DC13 503A	331	450	331	450	-	-
DC13 503A	-	-	368	500	-	-
DC13 503A	-	-	405	550	-	-
DC13 503A	-	-	-	-	450	612

Dimensions and weights of industrial 13-litre engines

Engine type	L mm (in)	W mm (in)	H mm (in)	Weight* kg (lb)
DC13A (all)	1,397 (55.0)	920 (36.2)	1,157 (45.6)	approx. 1,050 (2,315)



POWER GENERATION ENGINE RANGE

Engine data 13-series

EU Stage V compliant engines

Engine type	1,500 rpm (50 Hz) PRP		1,800 rpm (60 Hz) PRP	
	kVA	kW	kVA	kW
DC13 505A	300	269	300	275
DC13 505A	350	312	350	318
DC13 505A	400	355	400	361
DC13 505A	450	398	450	404
DC13 505A	500	437	500	443

China Stage IV compliant engines

Engine type	1,500 rpm (50 Hz) PRP		1,800 rpm (60 Hz) PRP	
	kVA	kW	kVA	kW
DC13 506A	300	269	300	275
DC13 506A	350	312	350	318
DC13 506A	400	355	400	361
DC13 506A	450	398	450	404
DC13 506A	500	437	500	443

CO₂ optimised, non-compliant engines

Engine type	1,500 rpm (50 Hz)				1,800 rpm (60 Hz)			
	PRP		ESP		PRP		ESP	
	kVA	kW	kVA	kW	kVA	kW	kVA	kW
DC13 507A	300	269	330	295	300	275	330	301
DC13 507A	350	312	385	342	350	318	385	348
DC13 507A	400	355	440	389	400	361	440	395
DC13 507A	450	398	495	437	450	404	495	443
DC13 507A	500	437	550	479	500	443	550	485
DC13 507A	550	479	605	526	550	485	605	532
DC13 507A	600	522	660	573	600	528	660	579

Dimensions and weights of power generation 13-litre engines

Engine type	L mm (in)	W mm (in)	H mm (in)	Weight* kg (lb)
DC13 505/506A	1,397 (55.0)	1,011 (39.8)	1,061 (41.8)	approx. 1,050 (2,315)
DC13 507A	1,400 (55.1)	1,021 (40.2)	1,200 (47.2)	approx. 1,045 (2,304)

Edition 2023.05 23MC116 © Scania CV AB 2023. Scania pursues an active policy of product development and improvement. For this reason, Scania reserves the right to make changes relating to design and specification, its products and services and any information without prior notice. Furthermore, due to national or EU legal requirements, some products and services may not be available in all markets. For further information in these respects, please contact your local dealer or visit www.scania.com.